

## Idaho Charter School and Neighborhood School Performance on the Scholastic Achievement Test (SAT 2019)

Bert Stoneberg, Ph.D.  
K-12 Research Idaho

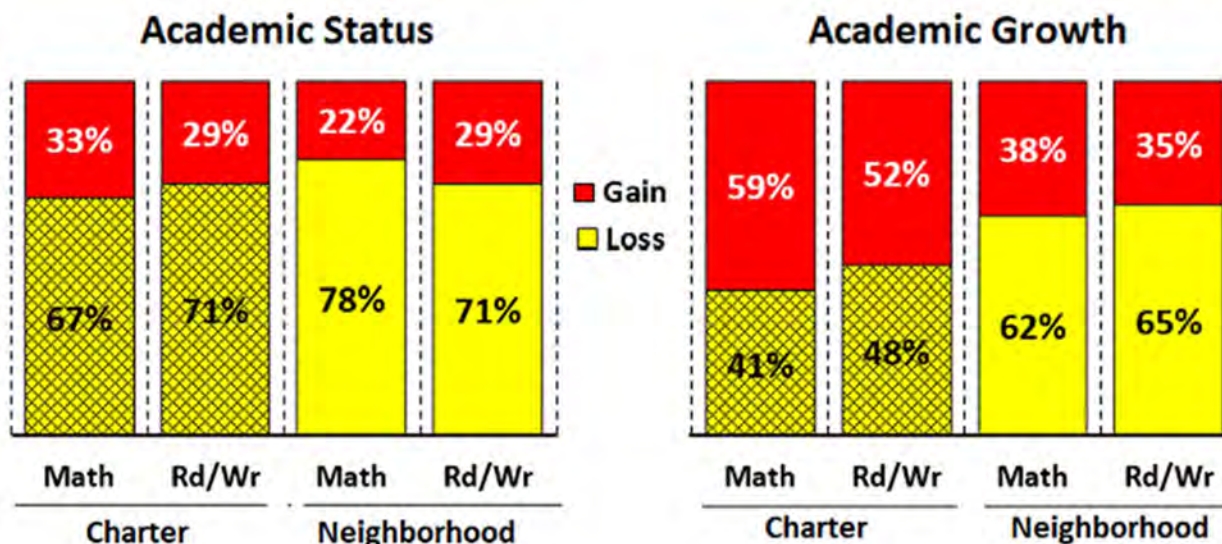
Idaho high school juniors take the Scholastic Achievement Test (SAT), a college admissions test. This testing costs the state about a million dollars a year, but average composite mathematics and reading/writing scores are typically the only results reported to the public. Idaho's overall SAT performance slumped in mathematics and reading/writing from 2017 to 2019 for both charter and neighborhood schools.

**Declines in Academic Status.** From 2017 to 2019, the SAT mathematics average score dropped 11 points for Idaho charter schools and 13 points for Idaho neighborhood schools. The average SAT reading/writing average score dropped 18 points for charter schools and 7 points for neighborhood schools.

**Declines in Academic Growth.** From 2017 to 2019, the effect sizes in SAT mathematics were negative for Idaho charter schools (-0.025) and Idaho neighborhood schools (-0.039). The SAT effect sizes were negative for SAT reading/writing in charter schools (-0.035) and in neighborhood schools (-0.016).

**School Academic Status and Growth.** While overall academic status and growth suffered statewide, it is important to note that some schools celebrated gains while others suffered losses. The percentages of charter and neighborhood schools that had academic status and academic growth gains and losses in mathematics and reading/writing are displayed in Figure 1. Note: no change in status or growth for a school (i.e., a zero gain) was counted as a gain (a school maintaining its previous achievement level ought to count for something).

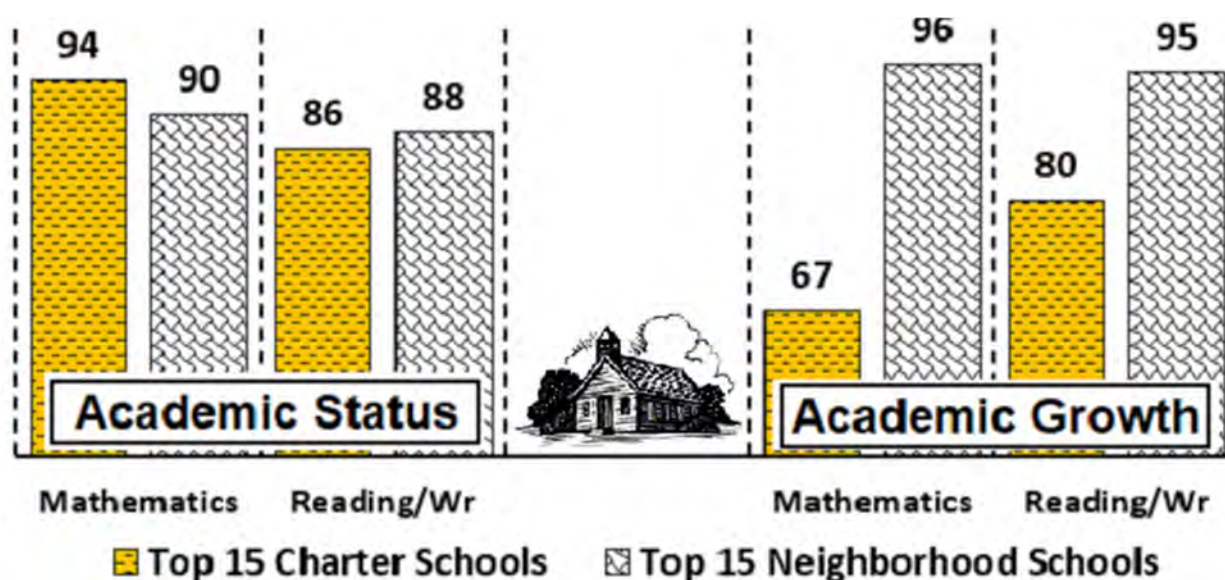
**Figure 1. The percentage of Idaho charter and neighborhood schools that had gains or losses in academic status (average score) or academic growth (effect size) on the SAT 2019 mathematics and reading/writing assessments.**



K-12 Research Idaho employed SAT scale scores from 2017 and 2019 (expressed as Idaho percentile ranks) to compare the performance of Idaho’s top performing charter and neighborhood schools in mathematics and reading/writing, in terms of status and growth. The Idaho percentile rank (PR) of 77, for example, meant that a school (or the composite of a group of schools) scored the “same as or higher than” 77 percent of the 189 Idaho schools for which the State Department of Education provided SAT scores for both 2017 and 2019.

**Status and Growth of Top Performing Schools.** In 2019, the academic status of Idaho’s 15 top performing charter schools and 15 top neighborhood schools were similar in mathematics and reading/writing. However, there were notable academic growth differences in both mathematics and reading/writing that favored neighborhood schools. The composite Idaho Percentile Ranks for academic status and academic growth of the top 15 charter schools and top 15 neighborhood schools for SAT 2019 are displayed in Figure 2. Narratives follow Figure 2 .

**Figure 2. Composite Idaho Percentile Ranks for Academic Status and Academic Growth of the Top 15 Charter Schools and Top 15 Neighborhood Schools, SAT 2019.**



### SAT 2019 Status – Idaho Percentile Ranks (PR) and Common Language Descriptors

- ❖ Idaho’s SAT 2019 mathematics status was PR=94 for the top 15 charter schools and PR=90 for the top 15 neighborhood schools. The SAT 2019 mathematics status was “high” for both charter and neighborhood schools.
- ❖ Idaho’s SAT 2019 reading/writing status was PR=86 for the top 15 charter schools and PR=88 for the top 15 neighborhood schools. The SAT 2019 reading/writing status was “above average” for both charter and neighborhood schools.

## SAT 2019 Growth – Idaho Percentile Ranks (PR) with Common Language Descriptors

- ❖ Idaho’s SAT 2019 mathematics growth was PR=67 for the top 15 charter schools and PR=96 for the top 15 neighborhood schools. The SAT 2019 mathematics growth was “high average” for charter schools, and “very high” for neighborhood schools.
- ❖ Idaho’s SAT 2019 reading/writing growth was PR=80 for the top 15 charter schools and PR=95 for the top 15 neighborhood schools. The SAT 2019 reading/writing growth was “above average” for charter schools, and “high” for neighborhood schools.

**List of the “Top 15” Schools.** The names and Idaho percentile ranks for the top 15 charter schools and the top 15 neighborhood schools identified for each study group (mathematics academic status, reading/writing academic status, mathematics academic growth, and reading/writing academic growth) are listed in Appendix A (page 5).

**List of Academic Status and Growth for all 189 Schools.** Alpha-order list of all 189 schools for which the SDE provided 2017 and 2019 data, displaying Idaho percentile ranks (PR) and common language descriptors for school mathematics and reading/writing academic status from 2019 and school mathematics and reading/writing academic growth from 2017 to 2019. The alpha-list is in Appendix B (page 8).

## Methodology

The State Department of Education provided school-level SAT data from 189 Idaho schools with scores for both 2017 and 2019. This included 27 charter schools and 162 neighborhood schools, but important parts of this study focused only on the top 15 charter schools and the top 15 neighborhood schools.

**Percentile Ranks.** Percentile ranks (PR) for mathematics and reading/writing were calculated for all 189 schools, with a separate calculation for each of the four study groups. A percentile rank (PR) of 84, for example, identified a performance that was *the same as or higher than* 84 percent of the 189 schools. A PDF file displaying all school’s percentile ranks in each of the four study groups is available in Appendix B.

The use of Idaho percentile ranks means makes it impossible for each school to score at or above the 50<sup>th</sup> percentile rank. Percentile ranks for the 189 schools in this study will range from a high of 99 to a low of 1.

**Descriptors.** Traditional “common language descriptors” were applied to describe PRs. Very high (96-99), high (89-95), above average (77-88), high average (60-76), average (41-59), low average (24-40), below average (12-23), low (5-11), and very low (1-4).

**Top Performing Charter and Neighborhood Schools.** The top 15 performing charter schools were selected for each of four study groups: mathematics status, reading/writing status,

mathematics growth, and reading/writing growth. In similar manner, the top 15 performing neighborhood schools were then picked to enable comparisons.

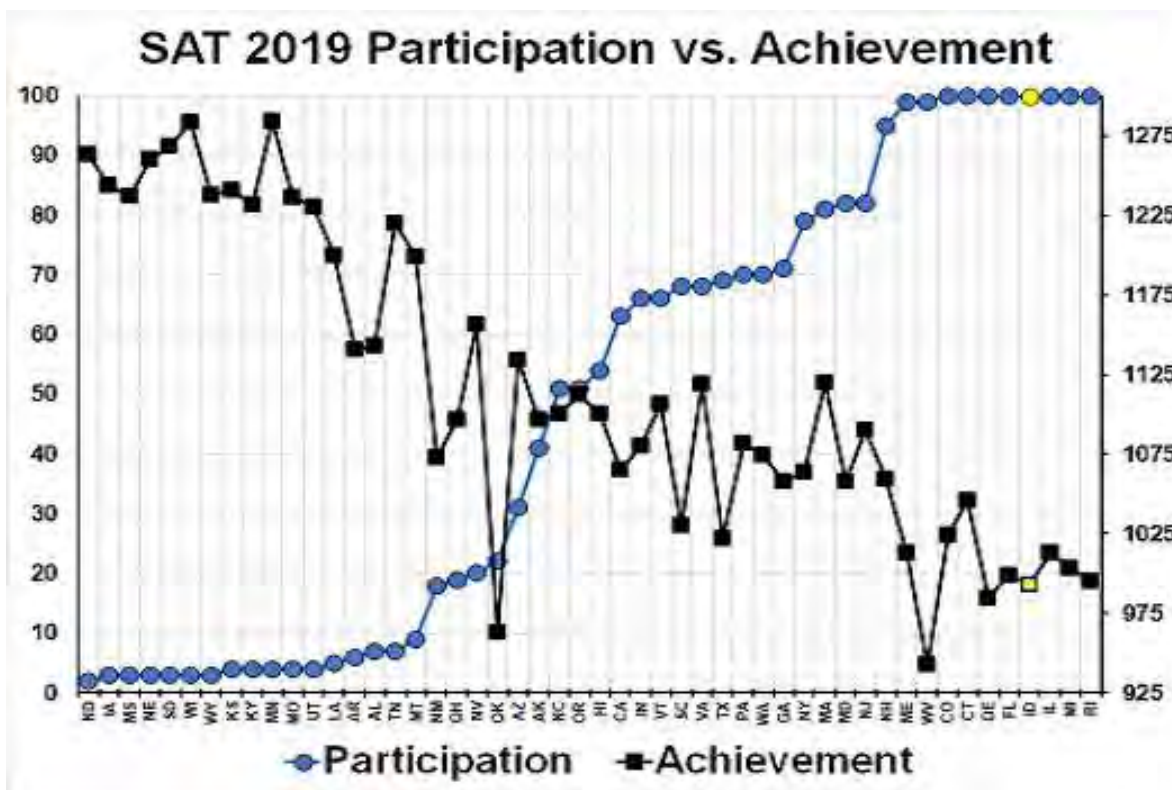
**Academic Status.** The school’s average SAT score for 2019 was selected as the metric for academic status. Critics have noted, however, that reported SAT average scores are less descriptive of student achievement than of the socioeconomic status and educational values of the community that the school served. This seems to hold true whether students were enrolled for neighborhood schools by ZIP code or for charter schools through a recruiting procedure.

**Academic Growth.** The “effect size” statistic was selected as the metric for academic growth. Effect size estimates the practical significance (not the “statistical significance”) of the difference between two average scores. Effect size was the difference between a school’s average SAT scores from 2017 and 2019, divided by the pooled standard deviations from 2017 and 2019. The effect size represented the magnitude of achievement encouraged by the teaching-learning culture of a school.

# # #

Suggested citation: Stoneberg, B.D. (2021). *Idaho Charter School and Neighborhood School Performance on the Scholastic Achievement Test (SAT 2019)*. Available online at <https://k12researchidaho.com/pdf/SAT2019IdahoCharterAndNeighborhoodResults.pdf>

Email comments and questions to Bert Stoneberg at [bert@k12researchidaho.com](mailto:bert@k12researchidaho.com)



## Scholastic Achievement Test (SAT 2019) Mathematics and Reading/Writing

### Appendix A

The name and Idaho percentile rank (PR) of the top performing 15 charter schools and 15 neighborhood schools in each of the four study groups for SAT 2019:

[Table 1] Mathematics Achievement Status (average score),  
[Table 2] Reading/Writing Achievement Status (average score),  
[Table 3] Mathematics Achievement Growth (effect size), and  
[Table 4] Reading/Writing Achievement Growth (effect size).

**Table 1. Name and Idaho percentile rank (PR) of the top performing 15 charter schools and 15 neighborhood schools in the "Mathematics Academic Status" (school average score) study group, SAT 2019.**

PR	CHARTER SCHOOLS	PR	NEIGHBORHOOD SCHOOLS
99	Coeur d'Alene Charter Academy (Coeur d'Alene)	99	Renaissance High School (Meridian)
99	Meridian Technical Charter High (Meridian)	97	Deary School (Deary)
99	Liberty Charter (Nampa)	97	Troy Jr/Sr High School (Troy)
97	North Idaho Stem Charter Academy (Rathdrum)	91	Moscow High School (Moscow)
96	North Star Charter (Eagle)	86	Boise Senior High School (Boise)
95	Xavier Charter (Twin Falls)	86	Timberline High School (Boise)
95	Meridian Medical Arts Charter (Meridian)	85	Nezperce School (Nezperce)
89	Sage International of Boise (Boise)	84	West Side Senior High School (Dayton)
86	Thomas Jefferson Charter (Caldwell)	82	Mccall-Donnelly High School (Mccall)
74	Victory Charter (Nampa)	82	Garden Valley School (Garden Valley)
59	Idaho Distance Education Academy (Deary)	81	Coeur d'Alene High School (Coeur d'Alene)
49	Idaho Arts Charter (Nampa)	79	Eagle High School (Eagle)
48	Idaho Virtual Academy (Meridian)	78	Kootenai Jr/Sr High School (Harrison)
40	Vision Charter (Caldwell)	76	Madison Senior High School (Rexburg)
38	Taylors Crossing Charter (Idaho Falls)	76	Grace Jr/Sr High School (Grace)

**Table 2. Name and Idaho percentile rank (PR) of the top performing 15 charter schools and 15 neighborhood schools in the "Reading/Writing Academic Status" (school average score) study group, SAT 2019.**

PR	CHARTER SCHOOLS	PR	NEIGHBORHOOD SCHOOLS
99	Coeur d'Alene Charter Academy (Coeur d'Alene)	99	Renaissance High School (Meridian)
99	Meridian Medical Arts Charter (Meridian)	95	Moscow High School (Moscow)
99	Meridian Technical Charter High (Meridian)	95	Troy Jr/Sr High School (Troy)
99	Xavier Charter (Twin Falls)	93	Kootenai Jr/Sr High School (Harrison)
98	Liberty Charter (Nampa)	92	Idaho Fine Arts Academy (Eagle)
98	North Star Charter (Eagle)	91	Boise Senior High School (Boise)
97	Sage International of Boise (Boise)	91	Timberline High School (Boise)
94	North Idaho Stem Charter Academy (Rathdrum)	87	Deary School (Deary)
91	Victory Charter (Nampa)	87	Mccall-Donnelly High School (Mccall)
90	Idaho Distance Education Academy (Deary)	86	Eagle High School (Eagle)
85	Idaho Virtual Academy (Meridian)	85	Madison Senior High School (Rexburg)
81	Idaho Connects Online (Nampa)	85	Nezperce School (Nezperce)
77	Forrest M Bird Charter (Sandpoint)	85	West Side Senior High School (Dayton)
76	Thomas Jefferson Charter (Caldwell)	84	Rocky Mountain High School (Meridian)
75	Idaho Technical Career Academy (Meridian)	83	Coeur d'Alene High School (Coeur d'Alene)

**Table 3. Name and Idaho percentile rank (PR) of top performing 15 charter schools and 15 neighborhood schools in the "Mathematics Academic Growth" (school effect size) study group, SAT from 2017 to 2019.**

PR	CHARTER SCHOOLS	PR	NEIGHBORHOOD SCHOOLS
97	Liberty Charter (Nampa)	99	Troy Jr/Sr High School (Troy)
94	Xavier Charter (Twin Falls)	99	Kendrick Jr/Sr High School (Kendrick)
92	Meridian Technical Charter High (Meridian)	98	Tammany High School (Lewiston)
87	Idaho Connects Online (Nampa)	98	Renaissance High School (Meridian)
83	Richard Mckenna Charter-Online (Mountain Home)	96	Deary School (Deary)
78	Idaho Technical Career Academy (Meridian)	96	New Vision High School (Post Falls)
77	Meridian Medical Arts Charter (Meridian)	96	Marsh Valley High School (Arimo)
77	Sage International of Boise (Boise)	94	Malad Senior High School (Malad City)
75	Coeur d'Alene Charter Academy (Coeur d'Alene)	92	St Maries High School (St Maries)
71	Idaho Virtual Academy (Meridian)	92	Horseshoe Bend Mid/Sr High (Horseshoe Bend)
71	North Valley Academy (Gooding)	91	South Fremont High School (St Anthony)
69	North Star Charter (Eagle)	90	Mountainview Alternative High School (Rathdrum)
65	Richard Mckenna Charter-Online Alt. (Mountain Home)	90	Rockland Public School (Rockland)
64	Isucceed Virtual High (Boise)	88	Garden Valley School (Garden Valley)
63	Forrest M Bird Charter (Sandpoint)	87	Kootenai Jr/Sr High School (Harrison)

**Table 4. Name and Idaho percentile rank (PR) for the top performing 15 charter schools and 15 neighborhood schools in the "Reading Academic Growth" (school effect size) study group, SAT from 2017 to 2019.**

PR	CHARTER SCHOOLS	PR	NEIGHBORHOOD SCHOOLS
91	Liberty Charter (Nampa)	99	Deary School (Deary)
88	Meridian Technical Charter High (Meridian)	99	Kendrick Jr/Sr High School (Kendrick)
83	Forrest M Bird Charter (Sandpoint)	99	Tammany High School (Lewiston)
78	Xavier Charter (Twin Falls)	98	Kootenai Jr/Sr High School (Harrison)
77	Victory Charter (Nampa)	98	North Fremont Jr/Sr High School (Ashton)
72	Idaho Technical Career Academy (Meridian)	96	Bliss School (Bliss)
65	Meridian Medical Arts Charter (Meridian)	96	Camas County High School (Fairfield)
63	Idaho Virtual Academy (Meridian)	95	St Maries High School (St Maries)
62	Isucceed Virtual High (Boise)	95	Troy Jr/Sr High School (Troy)
58	Coeur d'Alene Charter Academy (Coeur d'Alene)	94	Timberline High School (Weippe)
58	Richard Mckenna-Online Alt, (Mountain Home)	93	Wallace Jr/Sr High School (Wallace)
54	Idaho Connects Online (Nampa)	92	Butte County Middle/High School (Arco)
53	North Valley Academy (Gooding)	92	Clark Fork Jr/Sr High School (Clark Fork)
43	Insight of Idaho (Meridian)	92	Malad Senior High School (Malad City)
42	Richard Mckenna Charter-Online (Mountain Home)	92	Vallivue Academy (Caldwell)

## Scholastic Achievement Test (SAT 2019) Mathematics and Reading/Writing

### Appendix B

Idaho school alpha-order list (including all 189 schools with data) with Idaho percentile ranks (PR) and common language descriptors for school mathematics and reading/writing *academic status* in 2019 and school mathematics and reading/writing *academic growth* from 2017 to 2019



## Scholastic Achievement Test (SAT 2019): Mathematics and Reading/Writing

Idaho Percentile Rank (PR) and Common Language Descriptor  
Academic Status (2019) and Academic Growth (from 2017 to 2019)

Idaho SAT 2019 - School (City)	Math Status		Math Growth		Read/Wr Status		Read/Wr Growth	
	Idaho PR	Lang	Idaho PR	Lang	Idaho PR	Lang	Idaho PR	Lang
Aberdeen High School (Aberdeen)	16	Below Avg	1	Very Low	17	Below Avg	2	Very Low
American Falls High School (American Falls)	15	Below Avg	51	Average	19	Below Avg	19	Below Avg
American Heritage Charter (Idaho Falls)	25	Low Avg	5	Low	45	Average	3	Very Low
Another Choice Virtual Charter (Nampa)	12	Below Avg	43	Average	33	Low Avg	25	Low Avg
Bear Lake High School (Montpelier)	29	Low Avg	70	High Avg	57	Average	88	Above Avg
Bennett Mountain High (Mountain Home)	3	Very Low	60	High Avg	15	Below Avg	73	High Avg
Bingham Academy (Blackfoot)	28	Low Avg	39	Low Avg	49	Average	28	Low Avg
Black Canyon High School (Emmett)	9	Low	59	Average	5	Low	24	Low Avg
Blackfoot High School (Blackfoot)	35	Low Avg	47	Average	44	Average	39	Low Avg
Bliss School (Bliss)	18	Below Avg	29	Low Avg	38	Low Avg	96	Very High
Boise Senior High School (Boise)	86	Above Avg	40	Low Avg	91	High	28	Low Avg
Bonnors Ferry High School (Bonnors Ferry)	26	Low Avg	37	Low Avg	40	Low Avg	53	Average
Bonneville High School (Idaho Falls)	46	Average	58	Average	51	Average	32	Low Avg
Bonneville Online School (Idaho Falls)	25	Low Avg	32	Low Avg	46	Average	35	Low Avg
Borah Senior High School (Boise)	62	High Avg	70	High Avg	66	High Avg	62	High Avg
Buhl High School (Buhl)	27	Low Avg	37	Low Avg	23	Below Avg	21	Below Avg
Burley Senior High School (Burley)	47	Average	66	High Avg	47	Average	68	High Avg
Butte County Middle/High School (Arco)	47	Average	67	High Avg	65	High Avg	92	High
Caldwell Senior High School (Caldwell)	24	Low Avg	51	Average	30	Low Avg	39	Low Avg
Camas County High School (Fairfield)	35	Low Avg	29	Low Avg	56	Average	96	Very High
Cambridge Middle/High Schl (Cambridge)	45	Average	26	Low Avg	47	Average	85	Above Avg
Canyon Ridge High School (Twin Falls)	22	Below Avg	32	Low Avg	31	Low Avg	38	Low Avg
Canyon Springs High School (Caldwell)	1	Very Low	5	Low	3	Very Low	28	Low Avg
Capital Senior High School (Boise)	57	Average	36	Low Avg	69	High Avg	34	Low Avg
Carey Public School (Carey)	55	Average	37	Low Avg	48	Average	27	Low Avg
Cascade Jr/Sr High School (Cascade)	25	Low Avg	4	Very Low	54	Average	79	Above Avg
Cassia Jr/Sr High School (Burley)	3	Very Low	42	Average	6	Low	71	High Avg
Castleford School (Castleford)	23	Below Avg	13	Below Avg	30	Low Avg	18	Below Avg
Centennial High School (Boise)	65	High Avg	54	Average	76	High Avg	50	Average
Central Academy High School (Meridian)	3	Very Low	12	Below Avg	9	Low	28	Low Avg
Central High School (Rexburg)	10	Low	48	Average	7	Low	1	Very Low
Century High School (Pocatello)	71	High Avg	56	Average	77	Above Avg	48	Average
Challis Jr/Sr High School (Challis)	55	Average	42	Average	51	Average	12	Below Avg
Clark Fork Jr/Sr High School (Clark Fork)	46	Average	74	High Avg	79	Above Avg	92	High
Clearwater Valley Jr/Sr (Kooskia)	43	Average	23	Below Avg	43	Average	32	Low Avg
Coeur d'Alene Charter Acad (Coeur d'Alene)	99	Very High	75	High Avg	99	Very High	58	Average
Coeur d'Alene High School (Coeur d'Alene)	81	Above Avg	67	High Avg	83	Above Avg	61	High Avg
Columbia High School (Nampa)	21	Below Avg	47	Average	46	Average	50	Average
Compass Academy (Idaho Falls)	47	Average	63	High Avg	72	High Avg	38	Low Avg
COSSA Academy (Wilder)	2	Very Low	24	Low Avg	1	Very Low	19	Below Avg
Council Jr/Sr High School (Council)	40	Low Avg	80	Above Avg	30	Low Avg	14	Below Avg
Deary School (Deary)	97	Very High	96	Very High	87	Above Avg	99	Very High
Declo Senior High School (Declo)	68	High Avg	81	Above Avg	78	Above Avg	74	High Avg
Dietrich School (Dietrich)	28	Low Avg	4	Very Low	49	Average	54	Average
Eagle Academy (Eagle)	7	Low	65	High Avg	9	Low	41	Average
Eagle High School (Eagle)	79	Above Avg	51	Average	86	Above Avg	45	Average
Emerson High School (Idaho Falls)	2	Very Low	26	Low Avg	5	Low	25	Low Avg
Emmett High School (Emmett)	42	Average	38	Low Avg	44	Average	25	Low Avg
Filer High School (Filer)	37	Low Avg	52	Average	54	Average	59	Average
Firth High School (Firth)	52	Average	50	Average	63	High Avg	56	Average
Forrest M Bird Charter School (Sandpoint)	25	Low Avg	63	High Avg	77	Above Avg	83	Above Avg
Frank Church High School (Boise)	5	Low	30	Low Avg	6	Low	30	Low Avg
Franklin County High School (Preston)	4	Very Low	31	Low Avg	4	Very Low	4	Very Low
Fruitland High School (Fruitland)	53	Average	50	Average	73	High Avg	62	High Avg
Fruitland Preparatory Academy (Fruitland)	2	Very Low	21	Below Avg	2	Very Low	44	Average
Garden Valley School (Garden Valley)	82	Above Avg	88	Above Avg	63	High Avg	53	Average
Genesee School (Genesee)	68	High Avg	86	Above Avg	78	Above Avg	67	High Avg
Glenns Ferry High School (Glenns Ferry)	16	Below Avg	37	Low Avg	22	Below Avg	67	High Avg
Gooding High School (Gooding)	18	Below Avg	23	Below Avg	23	Below Avg	19	Below Avg
Grace Jr/Sr High School (Grace)	76	High Avg	48	Average	66	High Avg	14	Below Avg
Grangeville High School (Grangeville)	29	Low Avg	4	Very Low	38	Low Avg	8	Low
Hagerman School (Hagerman)	9	Low	21	Below Avg	20	Below Avg	27	Low Avg

## Scholastic Achievement Test (SAT 2019): Mathematics and Reading/Writing

Idaho Percentile Rank and Common Language Descriptor  
Academic Status (2019) and Academic Growth (from 2017 to 2019)

Idaho SAT 2019 - School (City)	Math Status		Math Growth		Read/Wr Status		Read/Wr Growth	
	Idaho PR	Lang	Idaho PR	Lang	Idaho PR	Lang	Idaho PR	Lang
Hansen Jr/Sr High School (Hansen)	31	Low Avg	49	Average	34	Low Avg	84	Above Avg
Highland High School (Pocatello)	55	Average	39	Low Avg	67	High Avg	28	Low Avg
Highland School (Craigmont)	22	Below Avg	1	Very Low	51	Average	19	Below Avg
Hillcrest High School (Ammon)	60	High Avg	39	Low Avg	73	High Avg	43	Average
Homedale High School (Homedale)	19	Below Avg	38	Low Avg	43	Average	54	Average
Horseshoe Bend Middle/Sr (Horseshoe Bend)	58	Average	92	High	62	High Avg	87	Above Avg
Idaho Arts Charter School (Nampa)	49	Average	22	Below Avg	72	High Avg	16	Below Avg
Idaho City High School (Idaho City)	27	Low Avg	30	Low Avg	49	Average	58	Average
Idaho Connects Online School (Nampa)	27	Low Avg	87	Above Avg	81	Above Avg	54	Average
Idaho Distance Education Academy (Deary)	59	Average	21	Below Avg	90	High	24	Low Avg
Idaho Falls Senior High School (Idaho Falls)	65	High Avg	65	High Avg	81	Above Avg	60	High Avg
Idaho Fine Arts Academy (Eagle)	45	Average	16	Below Avg	92	High	23	Below Avg
Idaho Technical Career Academy (Meridian)	29	Low Avg	78	Above Avg	75	High Avg	72	High Avg
Idaho Virtual Academy (Meridian)	48	Average	71	High Avg	85	Above Avg	63	High Avg
Independence Alt High School (Blackfoot)	3	Very Low	50	Average	5	Low	34	Low Avg
Initial Point High School (Kuna)	2	Very Low	1	Very Low	3	Very Low	3	Very Low
Insight School Of Idaho (Meridian)	10	Low	33	Low Avg	33	Low Avg	43	Average
Inspire Virtual Charter School (Boise)	19	Below Avg	16	Below Avg	48	Average	22	Below Avg
Isucceed Virtual High School (Boise)	16	Below Avg	64	High Avg	38	Low Avg	62	High Avg
Jefferson High School (Menan)	2	Very Low	47	Average	9	Low	88	Above Avg
Jerome High School (Jerome)	21	Below Avg	50	Average	36	Low Avg	60	High Avg
Kamiah High School (Kamiah)	19	Below Avg	8	Low	21	Below Avg	2	Very Low
Kellogg High School (Kellogg)	17	Below Avg	47	Average	28	Low Avg	23	Below Avg
Kendrick Jr/Sr High School (Kendrick)	69	High Avg	99	Very High	81	Above Avg	99	Very High
Kimberly High School (Kimberly)	63	High Avg	38	Low Avg	80	Above Avg	70	High Avg
Kootenai Jr/Sr High School (Harrison)	78	Above Avg	87	Above Avg	93	High	98	Very High
Kuna High School (Kuna)	38	Low Avg	42	Average	53	Average	49	Average
Lake City High School (Coeur D'Alene)	57	Average	70	High Avg	76	High Avg	59	Average
Lake Pend Oreille High School (Sandpoint)	5	Low	61	High Avg	5	Low	45	Average
Lakeland Senior High School (Rathdrum)	68	High Avg	48	Average	70	High Avg	41	Average
Lakeside High School (Plummer)	4	Very Low	71	High Avg	17	Below Avg	73	High Avg
Lapwai Middle/High School (Lapwai)	5	Low	16	Below Avg	4	Very Low	7	Low
Lewiston High School (Lewiston)	53	Average	58	Average	61	High Avg	35	Low Avg
Liberty Charter School (Nampa)	99	Very High	97	Very High	98	Very High	91	High
Lincoln High School (Idaho Falls)	1	Very Low	5	Low	3	Very Low	8	Low
Mackay Jr/Sr High School (Mackay)	67	High Avg	34	Low Avg	75	High Avg	43	Average
Madison Senior High School (Rexburg)	76	High Avg	56	Average	85	Above Avg	49	Average
Malad Senior High School (Malad City)	50	Average	94	High	64	High Avg	92	High
Marsh Valley High School (Arimo)	55	Average	96	Very High	78	Above Avg	90	High
Marsing High School (Marsing)	26	Low Avg	50	Average	36	Low Avg	58	Average
McCall-Donnelly High School (Mccall)	82	Above Avg	58	Average	87	Above Avg	29	Low Avg
Melba High School (Melba)	15	Below Avg	46	Average	37	Low Avg	57	Average
Meridian Academy (Meridian)	5	Low	66	High Avg	9	Low	39	Low Avg
Meridian High School (Meridian)	46	Average	66	High Avg	59	Average	61	High Avg
Meridian Medical Arts Charter (Meridian)	95	High	77	Above Avg	99	Very High	65	High Avg
Meridian Technical Charter (Meridian)	99	Very High	92	High	99	Very High	88	Above Avg
Middleton Academy (Middleton)	3	Very Low	7	Low	3	Very Low	2	Very Low
Middleton High School (Middleton)	52	Average	78	Above Avg	70	High Avg	70	High Avg
Midvale School (Midvale)	46	Average	29	Low Avg	71	High Avg	61	High Avg
Minico Senior High School (Rupert)	26	Low Avg	39	Low Avg	40	Low Avg	63	High Avg
Moscow High School (Moscow)	91	High	83	Above Avg	95	High	58	Average
Mountain Home Sr High (Mountain Home)	35	Low Avg	67	High Avg	50	Average	69	High Avg
Mountain View High School (Meridian)	56	Average	34	Low Avg	70	High Avg	45	Average
Mountainview Alt High (Rathdrum)	12	Below Avg	90	High	5	Low	26	Low Avg
Mt Harrison Jr/Sr High (Heyburn)	2	Very Low	61	High Avg	3	Very Low	42	Average
Mullan Schools (Mullan)	23	Below Avg	63	High Avg	63	High Avg	68	High Avg
Murtaugh Schools (Murtaugh)	27	Low Avg	36	Low Avg	33	Low Avg	55	Average
Nampa Senior High School (Nampa)	21	Below Avg	51	Average	39	Low Avg	45	Average
New Horizon High School (Pocatello)	1	Very Low	25	Low Avg	1	Very Low	1	Very Low
New Plymouth High (New Plymouth)	39	Low Avg	38	Low Avg	58	Average	62	High Avg
New Vision High School (Post Falls)	7	Low	96	Very High	12	Below Avg	83	Above Avg
Nezperce School (Nezperce)	85	Above Avg	83	Above Avg	85	Above Avg	82	Above Avg
North Fremont Jr/Sr High School (Ashton)	42	Average	75	High Avg	69	High Avg	98	Very High
North Gem High School (Bancroft)	11	Low	2	Very Low	47	Average	71	High Avg

## Scholastic Achievement Test (SAT 2019): Mathematics and Reading/Writing

Idaho Percentile Rank and Common Language Descriptor  
Academic Status (2019) and Academic Growth (from 2017 to 2019)

Idaho SAT 2019 - School (City)	Math Status		Math Growth		Read/Wr Status		Read/Wr Growth	
	Idaho PR	Lang	Idaho PR	Lang	Idaho PR	Lang	Idaho PR	Lang
North Idaho STEM Charter Acad (Rathdrum)	97	Very High	1	Very Low	94	High	1	Very Low
North Star Charter School (Eagle)	96	Very High	69	High Avg	98	Very High	27	Low Avg
North Valley Academy (Gooding)	23	Below Avg	71	High Avg	46	Average	53	Average
Notus Jr/Sr High School (Caldwell)	33	Low Avg	17	Below Avg	36	Low Avg	19	Below Avg
Oakley Jr/Sr High School (Oakley)	19	Below Avg	7	Low	38	Low Avg	21	Below Avg
Orofino High School (Orofino)	27	Low Avg	86	Above Avg	56	Average	83	Above Avg
Parma High School (Parma)	21	Below Avg	82	Above Avg	38	Low Avg	72	High Avg
Payette High School (Payette)	11	Low	1	Very Low	26	Low Avg	8	Low
Pocatello High School (Pocatello)	40	Low Avg	61	High Avg	55	Average	62	High Avg
Post Falls High School (Post Falls)	51	Average	39	Low Avg	62	High Avg	45	Average
Potlatch Jr/Sr High School (Potlatch)	44	Average	62	High Avg	58	Average	86	Above Avg
Prairie Jr/Sr High School (Cottonwood)	73	High Avg	28	Low Avg	76	High Avg	48	Average
Preston High School (Preston)	48	Average	80	Above Avg	70	High Avg	80	Above Avg
Priest River Lamanna High (Priest River)	20	Below Avg	58	Average	27	Low Avg	47	Average
Raft River Jr/Sr High School (Malta)	21	Below Avg	1	Very Low	49	Average	62	High Avg
Renaissance High School (Meridian)	99	Very High	98	Very High	99	Very High	56	Average
Richard Mckenna Charter Online (Mtn Home)	26	Low Avg	83	Above Avg	47	Average	42	Average
Richard Mckenna Charter Online Alt (Mtn Hm)	10	Low	65	High Avg	44	Average	58	Average
Richfield School (Richfield)	14	Below Avg	34	Low Avg	21	Below Avg	15	Below Avg
Ridgevue High School (Nampa)	28	Low Avg	40	Low Avg	53	Average	47	Average
Rigby High School (Rigby)	62	High Avg	59	Average	68	High Avg	45	Average
Rimrock Jr/Sr High School (Bruneau)	18	Below Avg	86	Above Avg	25	Low Avg	84	Above Avg
Ririe Jr/Sr High School (Ririe)	70	High Avg	84	Above Avg	70	High Avg	88	Above Avg
Rockland Public School (Rockland)	29	Low Avg	90	High	55	Average	36	Low Avg
Rocky Mountain High School (Meridian)	75	High Avg	56	Average	84	Above Avg	46	Average
Sage International School Of Boise (Boise)	89	High	77	Above Avg	97	Very High	41	Average
Salmon Jr/Sr High School (Salmon)	46	Average	43	Average	63	High Avg	32	Low Avg
Salmon River Jr/Sr High School (Riggins)	49	Average	60	High Avg	55	Average	39	Low Avg
Sandpoint High School (Sandpoint)	60	High Avg	29	Low Avg	76	High Avg	25	Low Avg
Shelley Senior High School (Shelley)	47	Average	28	Low Avg	65	High Avg	50	Average
Shoshone High School (Shoshone)	25	Low Avg	60	High Avg	26	Low Avg	45	Average
Silver Creek High School (Hailey)	19	Below Avg	84	Above Avg	26	Low Avg	46	Average
Skyline Senior High School (Idaho Falls)	50	Average	48	Average	66	High Avg	46	Average
Skyview High School (Nampa)	36	Low Avg	49	Average	61	High Avg	69	High Avg
Snake River High School (Blackfoot)	39	Low Avg	43	Average	52	Average	57	Average
Soda Springs High School (Soda Springs)	52	Average	40	Low Avg	56	Average	35	Low Avg
South Fremont High School (St Anthony)	49	Average	91	High	54	Average	89	High
St Maries High School (St Maries)	33	Low Avg	92	High	54	Average	95	High
Tammany High School (Lewiston)	4	Very Low	98	Very High	4	Very Low	99	Very High
Taylors Crossing Charter School (Idaho Falls)	38	Low Avg	31	Low Avg	42	Average	4	Very Low
Technical Careers High School (Idaho Falls)	3	Very Low	8	Low	3	Very Low	23	Below Avg
Teton High School (Driggs)	28	Low Avg	43	Average	47	Average	35	Low Avg
Thomas Jefferson Charter (Caldwell)	86	Above Avg	21	Below Avg	76	High Avg	1	Very Low
Timberlake Senior High School (Spirit Lake)	67	High Avg	60	High Avg	71	High Avg	61	High Avg
Timberline High School (Boise)	86	Above Avg	69	High Avg	91	High	40	Low Avg
Timberline High School (Weippe)	14	Below Avg	77	Above Avg	48	Average	94	High
Troy Jr/Sr High School (Troy)	97	Very High	99	Very High	95	High	95	High
Twin Falls High School (Twin Falls)	72	High Avg	64	High Avg	74	High Avg	40	Low Avg
Union High School (Nampa)	3	Very Low	72	High Avg	13	Below Avg	83	Above Avg
Valley School (Hazelton)	15	Below Avg	43	Average	16	Below Avg	47	Average
Vallivue Academy (Caldwell)	3	Very Low	50	Average	12	Below Avg	92	High
Vallivue High School (Caldwell)	31	Low Avg	55	Average	49	Average	54	Average
Venture High School (Coeur d'Alene)	4	Very Low	20	Below Avg	9	Low	72	High Avg
Victory Charter School (Nampa)	74	High Avg	50	Average	91	High	77	Above Avg
Vision Charter School (Caldwell)	40	Low Avg	41	Average	65	High Avg	20	Below Avg
Wallace Jr/Sr High School (Wallace)	44	Average	81	Above Avg	78	Above Avg	93	High
Weiser High School (Weiser)	37	Low Avg	56	Average	58	Average	58	Average
Wendell High School (Wendell)	9	Low	41	Average	16	Below Avg	46	Average
West Jefferson High School (Terretton)	47	Average	61	High Avg	35	Low Avg	38	Low Avg
West Side Senior High School (Dayton)	84	Above Avg	66	High Avg	85	Above Avg	38	Low Avg
Wilder High School (Wilder)	5	Low	38	Low Avg	22	Below Avg	92	High
Wood River High School (Hailey)	56	Average	66	High Avg	63	High Avg	48	Average
Xavier Charter School (Twin Falls)	95	High	94	High	99	Very High	78	Above Avg